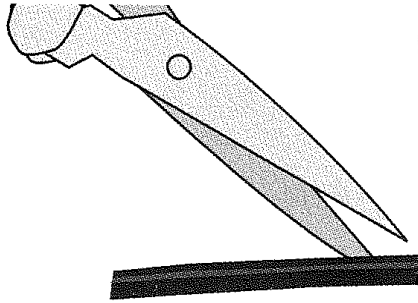


How to install a new rubber tip on Yangqin hammer



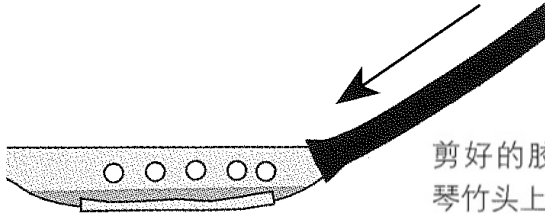
自行车的气门芯(胶皮管)
截成 3.5—4 厘米

1. Cut a section of the rubber tube about 3.5-4 cm long.



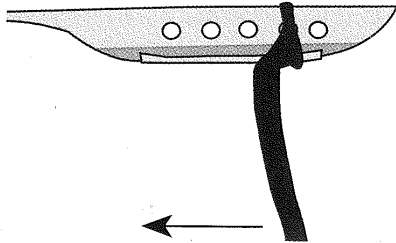
两头各留 2 毫米, 中间剪开

2. Make an incision (a long, straight cut) on one side of the tube that penetrates to the interior but not into the other side. This cut should run most of the length of the tube but must stop at least 2 millimeters from each



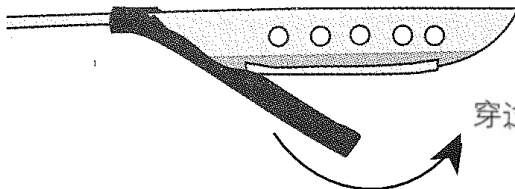
剪好的胶皮管一头套在
琴竹头上

3. Insert the tip of the hammer head into one end of the tube.



小心地把胶皮管一头穿
过琴竹

4. Carefully slide the end of the tube over the rest of the hammer head.



穿过整个琴竹

另一头挂在琴竹最前端

5. Once the first end of the tube is in position, insert the tip of the hammer head in the other end of the tube, stretching the rest of the tube over the hammer head's striking edge.

